

Inveraray Castle  
Argyll Estates





LOCH  
FYNE



Entrance



KEY

- 
 DUN NA CUAICHE WOODLAND WALK  
 3 mile return walk from Castle car park. 
- 
 SWEETIE SEAT WALK  
 1.5 mile return walk from Castle car park. 

\* This is a working farm.